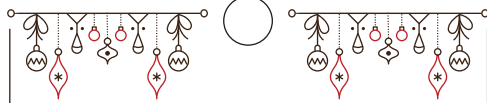


Christmas Cookies in a Jar

a printable for you from **RECIPE**  **LION**



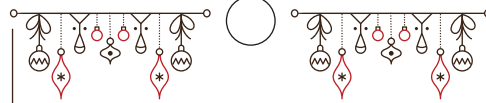
Christmas Cookies in a Jar

In the Jar: Flour, baking powder, baking soda, salt, oats, mint chocolate candies, brown sugar and sugar

You Will Need: 1/2 cup butter or margarine, 2 eggs, 1 tsp vanilla

Directions:

1. Preheat oven to 375 degrees F.
2. Empty jar of cookie mix into a mixing bowl; mix well.
3. Add 1/2 cup butter or margarine, melted, 2 beaten eggs, and 1 teaspoon vanilla.
4. Mix until blended.
5. Roll into 1-inch balls and place 2 inches apart on ungreased cookie sheet.
6. Bake until edges are lightly browned, about 12 to 14 minutes.



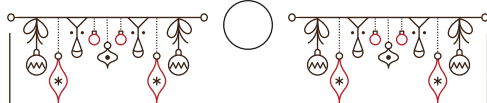
Christmas Cookies in a Jar

In the Jar: Flour, baking powder, baking soda, salt, oats, mint chocolate candies, brown sugar and sugar

You Will Need: 1/2 cup butter or margarine, 2 eggs, 1 tsp vanilla

Directions:

1. Preheat oven to 375 degrees F.
2. Empty jar of cookie mix into a mixing bowl; mix well.
3. Add 1/2 cup butter or margarine, melted, 2 beaten eggs, and 1 teaspoon vanilla.
4. Mix until blended.
5. Roll into 1-inch balls and place 2 inches apart on ungreased cookie sheet.
6. Bake until edges are lightly browned, about 12 to 14 minutes.



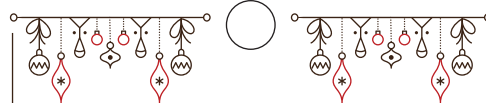
Christmas Cookies in a Jar

In the Jar: Flour, baking powder, baking soda, salt, oats, mint chocolate candies, brown sugar and sugar

You Will Need: 1/2 cup butter or margarine, 2 eggs, 1 tsp vanilla

Directions:

1. Preheat oven to 375 degrees F.
2. Empty jar of cookie mix into a mixing bowl; mix well.
3. Add 1/2 cup butter or margarine, melted, 2 beaten eggs, and 1 teaspoon vanilla.
4. Mix until blended.
5. Roll into 1-inch balls and place 2 inches apart on ungreased cookie sheet.
6. Bake until edges are lightly browned, about 12 to 14 minutes.



Christmas Cookies in a Jar

In the Jar: Flour, baking powder, baking soda, salt, oats, mint chocolate candies, brown sugar and sugar

You Will Need: 1/2 cup butter or margarine, 2 eggs, 1 tsp vanilla

Directions:

1. Preheat oven to 375 degrees F.
2. Empty jar of cookie mix into a mixing bowl; mix well.
3. Add 1/2 cup butter or margarine, melted, 2 beaten eggs, and 1 teaspoon vanilla.
4. Mix until blended.
5. Roll into 1-inch balls and place 2 inches apart on ungreased cookie sheet.
6. Bake until edges are lightly browned, about 12 to 14 minutes.



Christmas Cookies in a Jar

a printable for you from **RECIPE**  **LION**

